X-330SP 5-4642

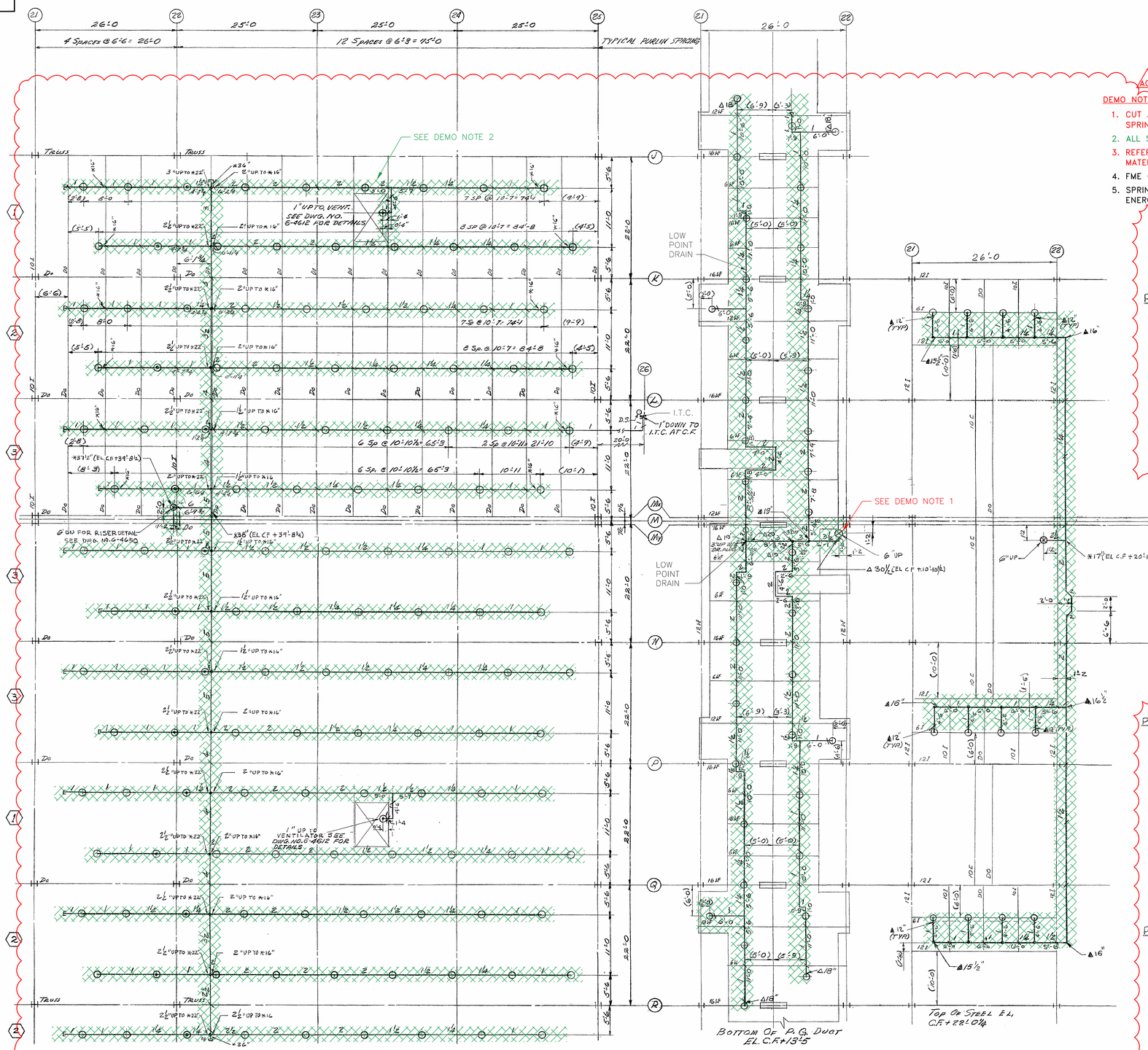

AISLES WITH SAME NUMBERS ARE IDENTICAL FOR STAR DIMENSIONS, HEAD AND HANGER LOCATIONS AND PURLIN SIZE AND SPACING ONLY. NUMBERS APPLY TO THIS SHEET ONLY.

SPRINKLER LAYOUT
UNDER ROOF DECK
SCALE 1/8" = 1'-0"

ALL RISER NIPPLES ARE 1" UNLESS NOTED

SPRINKLER LAYOUT
UNDER P.G. DUCT HOUSING & MEZZANINE
SCALE 1/8" = 1'-0"

A01

DEMO NOTES

1. CUT AND CAP 6" SPRINKLER MAIN AT A CONVENIENT HEIGHT ABOVE CELL FLOOR. ADD SPRINKLER RISER PER DWG. X-330-M-35192.
2. ALL SPRINKLERS, RISERS, PIPE, AND PIPE HANGERS TO BE ABANDONED IN PLACE.
3. REFER TO TFR-SE-2016-0298 AND TFR-SE-2016-0275 FOR ANY ADDITIONAL MATERIAL TO BE ORDERED.
4. FME CAP ANY CUTS IN ABANDON SYSTEMS.
5. SPRINKLER SYSTEMS SHALL NOT BE REMOVED UNTIL APPROVED BY THE DEPARTMENT OF ENERGY.

PLATFORM TYPE "D"

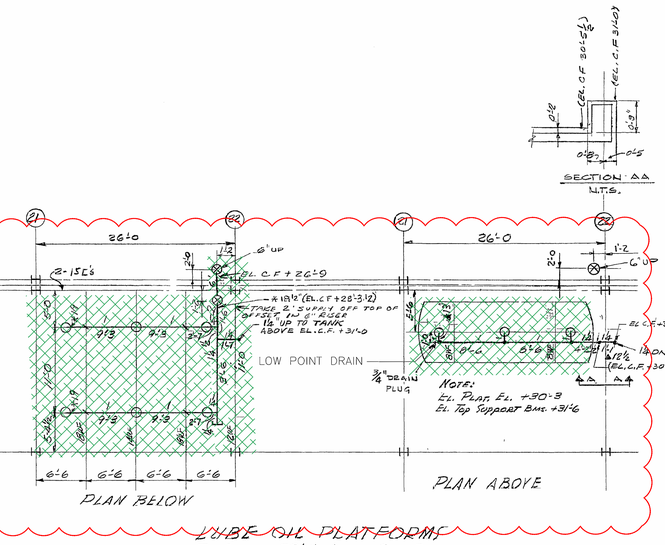

TUBE OIL PLATFORMS

PLATFORM TYPE "D" Top Steel + 29'-11 Above Cell Floor

PLATFORM TYPE "D"

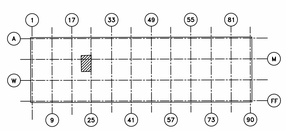

KEY PLAN

This document has been reviewed and is UNCLASSIFIED and NOT UCNI. This review does not constitute clearance for public release.

CHAD EALEY (Affiliate) Digitally signed by CHAD EALEY (Affiliate) Date: 2025.07.22 13:09:41 -04'00'

Authorized Derivative Classifier #192 *DIG. SIG. Date

POOR QUALITY ORIGINAL

BASE DOCUMENT: X-330SP 5-4642 REVISION 1 CAD OVERLAY

REV. NO.	ISSUE PURPOSE	BY	A.E.'S DATE	OPERATOR'S DATE	A.E.C. R DATE
A01	CFC PER ESO E6663-001	CAL MET DAWENG			*DIG SIG
1	ASC-BUILT FOR ESO #E2931	CROB	05-08	0.0	7/29/08
0	AS BUILT AS RECV'D FROM A.E. WAS REV. 1 DATED 6-20-58		11/10	11/1/60	

UNITED STATES
ATOMIC ENERGY COMMISSION

ARTHUR G. McKEE & COMPANY
INDUSTRIAL ENGINEERING DIVISION–CLEVELAND, OHIO
CONTRACT NO. AT-(40-1)-2138

392 DRAWING TITLE
SPRINKLER PLAN
SYSTEM 21 AT ROOF

DRAWING APPROVED–DATE	DRAWING APPROVED–DATE	DRAWING APPROVED–DATE
5-12-58 ARCHITECT ENGINEER	J.D. WILKERSON 5/19/58 OPERATING CONTRACTOR	L.H. JACKSON 5/21/58 A.E.C. ENGINEER

DRAWN	DATE	CHECKED	DATE	SCALE
W.J.N.	5-12-58	XXX	5/22	1/8"=1'-0"
DESIGN	DATE	APPROVED	DATE	McKEE NO.
E.R.C.	5-8-58	A.G. McKee 5/11/58	5/11/58	C-2771

PROJECT	BUILDING	SHEET	REV
PORTSMOUTH	X-330SP 5-4642		A01

HYDRANT SYMBOLS	DEVICE SYMBOLS	FITTING SYMBOLS	VALVE SYMBOLS	SPRINKLER SYMBOLS
TWO WAY	NON-FREEZE VALVE ASS'Y	RISER THRU FLOOR	GATE	212°
THREE-WAY	LARM VALVE IN RISER	VERTICAL BEND (NOT RISER)	GLOBE	325°-360°
PIPE SYMBOLS	I.T.C. INSPECT'S TEST CONN'N	SWING JOINT	ANGLE	SPECIAL– INDICATE TEMP. & TYPE HEAD
NEW STEEL PIPE	DRY-PIPE VALVE (DIFFERENTIAL TYPE)	PIPE HANGER LOCATION	SCREW CHECK	PENDANT
NEW UNDERGROUND	DRY-PIPE VALVE (W/QUICK OPEN DEVICE)	CAP	FLANGED CHECK	INSIDE MOTOR EXHAUST DUCT
EXIST'G UNDERGROUND	WATER MOTOR GONG	NIPPLE OR PIPE UP OR DOWN	U/G GATE (W/INDIC. POST)	
			U/G GATE (W/VALVE BOX)	

AUTO SPRINKLERS (COUNT)		
212°	=	193
325°-360°	=	
SPECIAL *	=	
SPECIAL #	=	
TOTAL HEADS THIS SHEET		193

SHEET NO.	TITLE	SHEET NO.	TITLE
		X-330-A-34980	X-330 MATERIAL SIZING AREA DRAWING INDEX, SYMBOLS, REFERENCES, AND ABBREVIATIONS
REFERENCE DRAWINGS		REFERENCE DRAWINGS	

* DESIGN MANAGER: APPROVAL AND DATE:
WAYNE HACKER (Affiliate) Digitally signed by WAYNE HACKER (Affiliate) Date: 2025.07.30 10:42:41 -04'00'